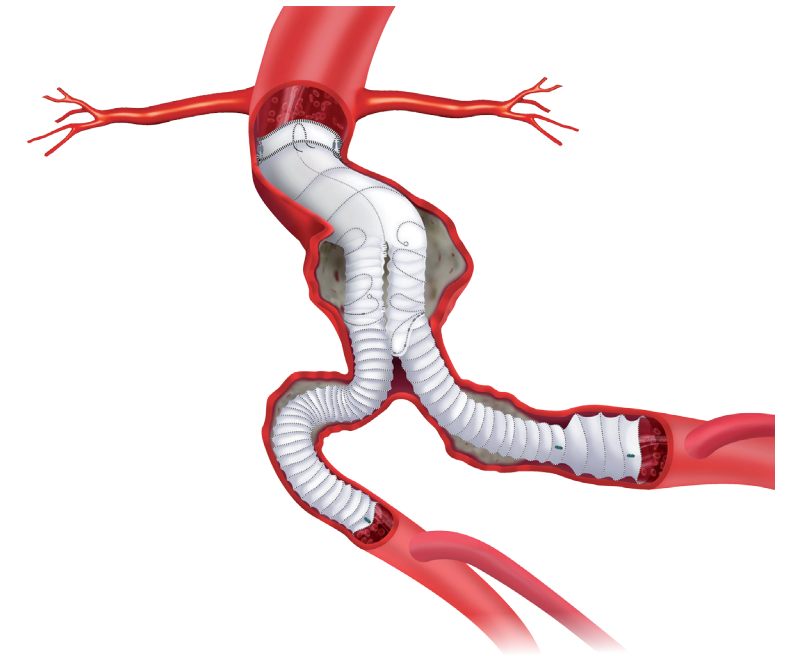


Notes

anaconda™
AAA Stent Graft System

Sizing Chart



VASCUTEK, a TERUMO Company
Newmains Avenue, Inchinnan
Renfrewshire PA4 9RR, Scotland, UK
Tel. (+44) 141 812 5555
Fax. (+44) 141 812 7170
www.vascutek.com



0086
Patent No. US 6,264,662
A full range of aortic cuff components is available.

Part No. B327/1E

Size availability subject to local regulatory approval



Device Selection Procedure

1. SELECT THE BODY

- Measure the native aortic maximum neck diameter* at the deployment site.
- Select the appropriate size of bifurcate body from the Body Sizing Table (page 3).

D1

2. SELECT THE RIGHT LEG

- Measure the right native iliac diameter† at the deployment site.
- Measure the total device effective length needed i.e. the peak of the bifurcate body proximal ring stent to the distal iliac leg deployment site.
- Select the Catalogue Number(s) needed using the Leg Sizing Table (page 4).

D5a

L4a

3. SELECT THE LEFT LEG

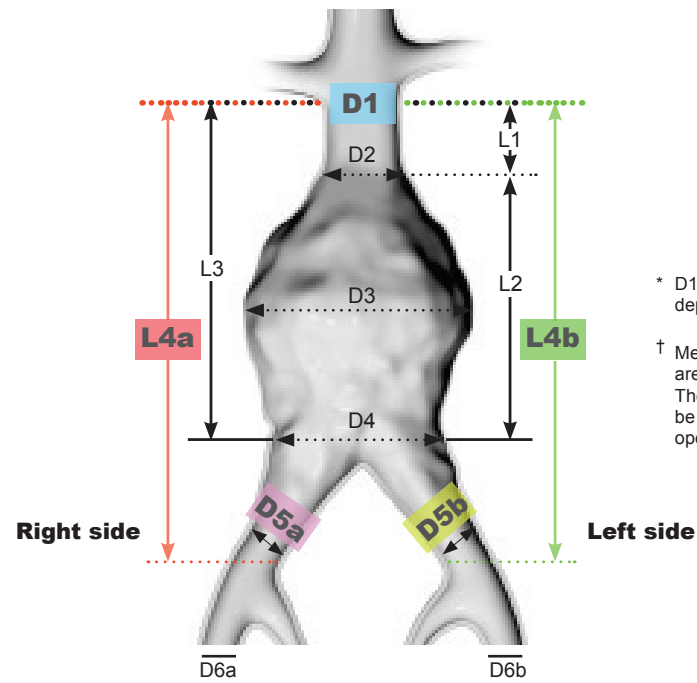
- Measure the left native iliac diameter† at the deployment site.
- Measure the total device effective length needed i.e. the peak of the bifurcate body proximal ring stent to the distal iliac leg deployment site.
- Select the Catalogue Number(s) needed using the Leg Sizing Table (page 4).

D5b

L4b

Please Note:

- All dimensions are based upon the internal vessel diameter. If external diameters are used then an allowance must be made for the vessel wall thickness.
- Other component combinations may be used for more complex anatomy. For advice please contact your Anaconda™ Clinical Support Specialist.
- Where the maximum total device length needed is between those quoted in the leg sizing tables the shorter leg should be selected.
- Minimum leg-to-leg overlap and length of deployment site 20mm.

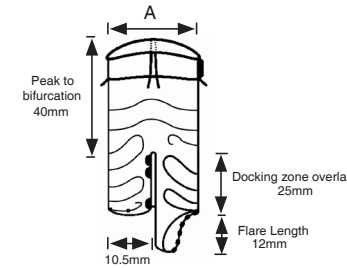


* D1 - Maximum neck diameter at the deployment site.

† Measurements highlighted in colour are needed for correct device selection. The other measurements shown should be considered at the patient pre-operative assessment stage.

ONE-LOK™ Body Sizing Table

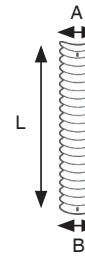
Aortic Vessel Internal Diameter Range - D1 (mm)	Catalogue Number	Device Proximal Diameter (OD mm) A
17.5 - 19.5	OLB21	21.5
19.5 - 21.0	OLB23	23.5
21.0 - 23.0	OLB25	25.5
23.0 - 25.0	OLB28	28.0
25.0 - 27.5	OLB30	30.5
26.5 - 29.0	OLB32	32.0
28.5 - 31.0	OLB34	34.0



ONE-LOK™ Compatible Legs

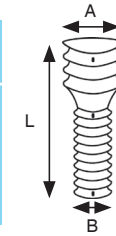
Straight

Catalogue Number	Diameter (mm)		Length L (mm)
	A	B	
L12x060	12	12	60
L12x080	12	12	80
L12x100	12	12	100
L12x120	12	12	120
L12x140	12	12	140
L12x160	12	12	160
L12x180	12	12	180



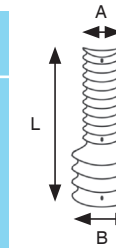
Tapered

Catalogue Number	Diameter (mm)		Length L (mm)
	A	B	
TL1210x080	12	10	80
TL1210x110	12	10	110
TL1210x130	12	10	130
TL1210x150	12	10	150
TL1210x170	12	10	170



Flared

Catalogue Number	Diameter (mm)		Length L (mm)
	A	B	
FL1213x080	12	13	80
FL1213x110	12	13	110
FL1213x130	12	13	130
FL1213x150	12	13	150
FL1213x170	12	13	170
FL1215x080	12	15	80
FL1215x110	12	15	110
FL1215x130	12	15	130
FL1215x150	12	15	150
FL1215x170	12	15	170
FL1217x080	12	17	80
FL1217x110	12	17	110
FL1217x130	12	17	130
FL1217x150	12	17	150
FL1217x170	12	17	170



ONE-LOK™ Leg Sizing Table

Measure the Iliac Artery Diameter (mm) (D5a & D5b)	Determine the Total Device Length Needed* (mm) (L4a & L4b)	Select Appropriate Catalogue Number(s)
8.5 - 9.5mm	120mm	TL1210X080
	150mm	TL1210X110
	170mm	TL1210X130
	190mm	TL1210X150
	210mm	TL1210X170
10.0 - 11.5mm	100mm	L12X060
	120mm	L12X080
	140mm	L12X100
	160mm	L12X120
	180mm	L12X140
	200mm	L12X160
	220mm	L12X180
11.0 - 12.5mm	120mm	FL1213X080
	150mm	FL1213X110
	170mm	FL1213X130
	190mm	FL1213X150
	210mm	FL1213X170
12.5 - 14.0mm	120mm	FL1215X080
	150mm	FL1215X110
	170mm	FL1215X130
	190mm	FL1215x150
	210mm	FL1215x170
13.5 - 15.0mm	120mm	FL1217X080
	150mm	FL1217X110
	170mm	FL1217X130
	190mm	FL1217X150
	210mm	FL1217X170
15.5 - 17.0mm	125mm	FL1219X085
	150mm	FL1219X110
	170mm	FL1219X130
	190mm	FL1219X150
	210mm	FL1219X170
16.5 - 19.0mm	125mm	FL1221X085
	150mm	FL1221X110
	170mm	FL1221X130
	190mm	FL1221X150
	210mm	FL1221X170
18.5 - 21.0mm	130mm	FL1223X090
	150mm	FL1223X110
	170mm	FL1223X130
	190mm	FL1223X150
	210mm	FL1223X170

* Peak of the bifurcate body proximal ring stent to the distal iliac leg deployment site